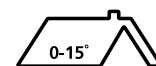


# Combi Flat Roof Systems Window System

The Keylite Combi Flat Roof System is designed to provide a practical solution to pairs of roof windows in a flat roof.



## Features

- ▶ **Complete Kit** - Within the Keylite Combi Flat Roof System the following are included:
  - ▶ Fully insulated timber upstand
  - ▶ All associated Combi Flat Roof System flashings required
  - ▶ Roof windows of your choice.
- ▶ **Flexibility** - The Keylite Combi Flat Roof System is available for the entire Keylite Roof/Window range.
- ▶ **Unique Design** - In order to maximise the amount of natural light entering the room, the front and back frames of the insulated timber upstand are set at an angle.
- ▶ **Futuretherm Technology** - All Keylite Combi Flat Roof Systems are now provided with Keylite's new innovative Futuretherm Technology.
- ▶ **Installation** - Keylite Combi Flat Roof Systems come prefabricated for ease of installation on site and can be installed in a flat roof not exceeding 15°
- ▶ **Operation** - The system can be operated manually, or equally with Keylite Electric Operation and Smoke Ventilation Systems.

## Application

- ▶ For installation of roof windows above 2.2m Keylite also recommend electrical operation and a laminated inner pane.

## Maintenance

- ▶ The glazing pane of a Keylite Roof Window can be cleaned with a soft, clean cloth/chamois or non-metal squeegee. Clean water will be sufficient for cleaning the pane.
- ▶ The sash can be rotated through 180° where the outer pane can become available for cleaning once locked in position using the plastic locking mechanism located along the top of the sash.

## Installation and Accessory Products

- ▶ **Flashings**  
Combi Flat Roof System (CFRS)
- ▶ **Installation and Accessory Products**  
2 metre window pole (WP2M)  
3 metre window pole (WP3M)  
Premium electric kit (PEK1W)  
Standard electric kit (SEK1W)  
Opening restrictor (OR)  
Security lock (SL)
- ▶ **Blinds**  
Integral Blind (I-CP or I-TH)  
Dim out Blind (SA/D)  
Black out Blind (SA/B)

## Combi Flat Roof System System U-Value


- ▶ **Window**  
1.3 W/m<sup>2</sup>k (Thermal/Hi-Therm Glazing)  
1.0 W/m<sup>2</sup>k (Triple Glazed)
- ▶ **Upstand**  
0.3 W/m<sup>2</sup>k

## Guarantee

- ▶ **10 Years** - Keylite's hassle free guarantee on windows, insulated upstand and all associated flashings.
- ▶ **3 Years** - Keylite's hassle free guarantee on blinds, accessories and electrics.

## Finish Options

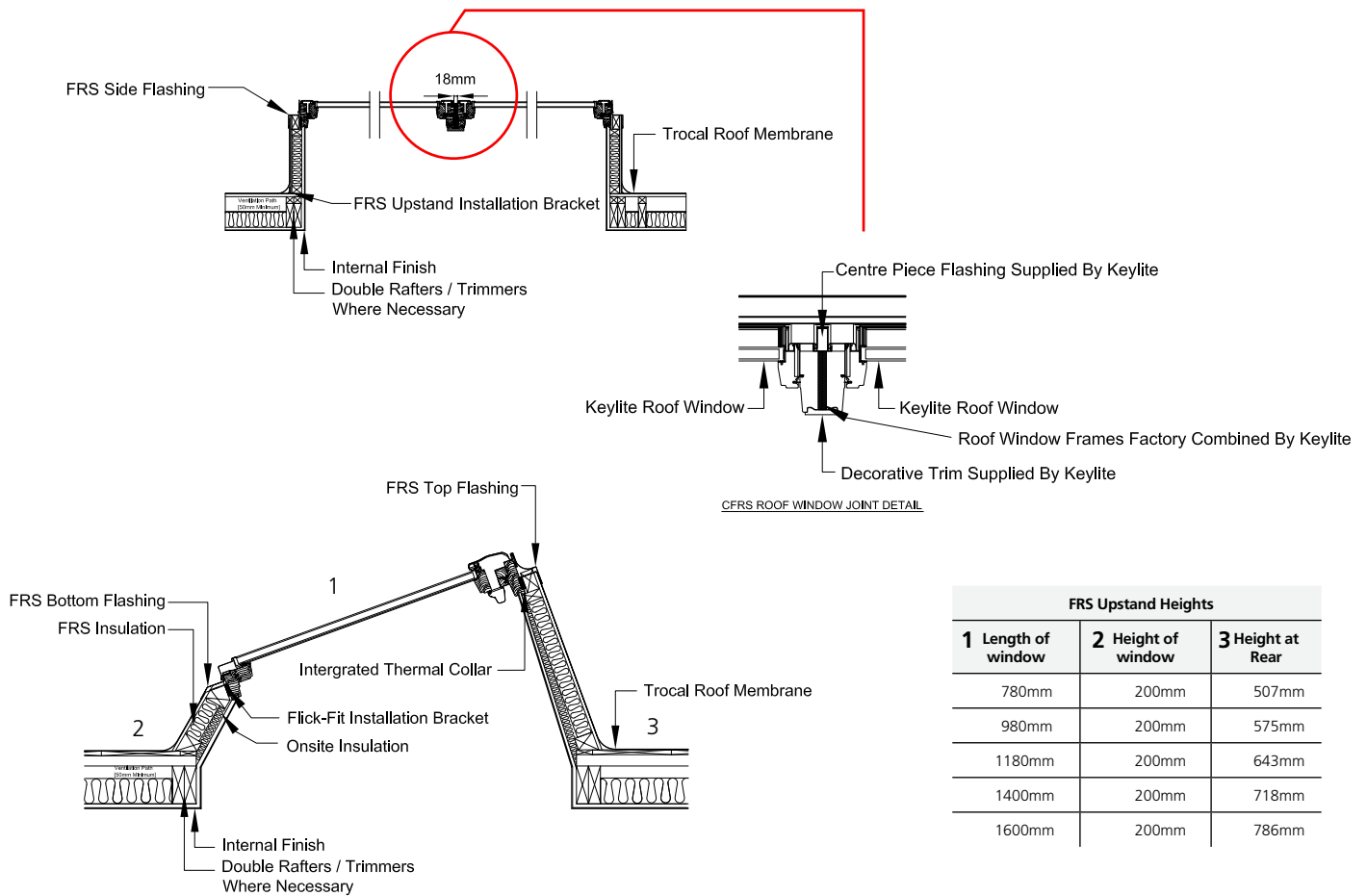
- ▶ **Interior** - Pine  
White (WF)
- ▶ **Exterior** - Grey  
Conservation Black (CW)



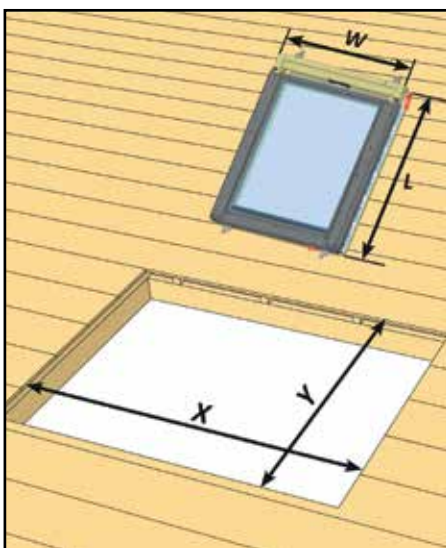
<b>Window Sizes (WxH)</b>	1110x780	1110x980	1330x1180	1570x980	1570x1180	1570x1400	1890x1600	2290x1180
<b>Structural Opening Size</b>	1100x1000	1100x1200	1320x1400	1560x1200	1560x1400	1560x1620	1880x1820	2280x1400
<b>PINE FINISH</b>								
<b>Keylite Therm Product Code</b>	CFRS-CP-01-T	CFRS-CP-02-T	CFRS-CP-03-T	CFRS-CP-04-T	CFRS-CP-05-T	CFRS-CP-06-T	CFRS-CP-07-T	CFRS-CP-08-T
<b>WHITE FINISH</b>								
<b>Keylite Therm Product Code</b>	To order White Finish please add the "WF" to the code ie. CFRS-WF-CP-01-T							

**Technical Information**

Cross Section



Structural Opening Sizes



	W x L	X x Y
CFRS-CP-01	550 x 780	1100 x 1000
CFRS-CP-02	550 x 980	1100 x 1200
CFRS-CP-03	660 x 1180	1320 x 1400
CFRS-CP-04	780 x 980	1560 x 1200
CFRS-CP-05	780 x 1180	1560 x 1400
CFRS-CP-06	780 x 1400	1560 x 1620
CFRS-CP-07	940 x 1600	1880 x 1820
CFRS-CP-08	1140 x 1180	2280 x 1400
CFRS-CP-09	1340 x 980	2680 x 1200
CFRS-CP-10	1340 x 1400	2680 x 1620

\*Please note other sizes available, for further assistance contact the keylite sales team.

**Keylite UK**

Ryder Close, Cadley Hill Industrial Estate,  
Swadlincote, South Derbyshire, DE11 9EU

T: +44 (0) 1283 200 150

E: info@keyliteuk.com

**NI & ROI**

Derryloran Industrial Est. Sandholes Road,  
Cookstown, Co. Tyrone, BT80 9LU

T: +44 (0) 28 8675 8921

E: info@keylite.co.uk